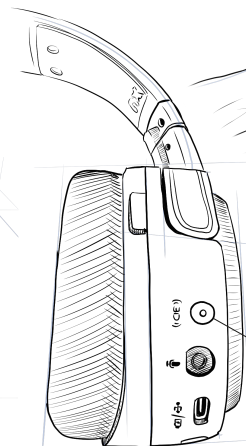
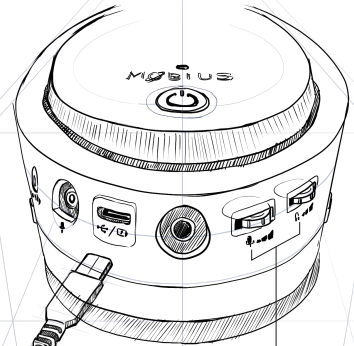
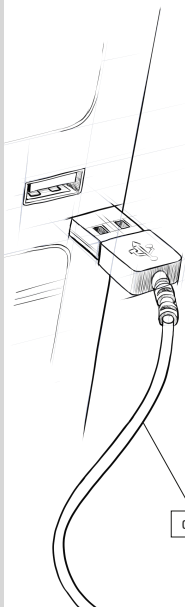


AUDEZE

# M O B I U S



**POWER ON**  
1 x 3.0 sec

---

**POWER OFF**  
1 x 5.0 sec

---

**PAIRING**  
2 x 0.5 sec

CHARGING

USB-C

MIC VOLUME  
HEADPHONE VOLUME

LOOK FORWARD  
WHEN CENTERING  
3D AUDIO






**3D CENTER**  
1 x 0.5 sec

---

**3D MODE TOGGLE**  
1 x 3.0 sec

---

**SOURCE TOGGLE**  
2 x 0.5 sec

Button/Control	Action	Function
	Single Click (Short Press)	Pause or Play Audio/Answer or End Call
	Double Click	Begin Bluetooth Pairing
	Long Press (3 seconds)	Power On/Reject Incoming Call
	Long Press (5 seconds)	Power Off
	Single Click (Short Press)	“Center” Your 3D Audio
	Double Click	Change Source Mode (USB, AUX, BT)
	Long Press (3 seconds)	Change 3D Audio Mode (Auto/Off/Manual)
	Scroll	Change Audio Volume (Increase/Decrease)
	Single Click (Short Press) and Scroll	Change Song/Track (Next/Previous)
	Double Click	Link Back to Last Bluetooth Host Device
	Scroll	Change Microphone Volume (Increase/Decrease)
	Single Click (Short Press) and Scroll	Change EQ Preset
	Long Press (3 seconds)	Change Audio Mode (7.1ch, 2ch, Hi-Res)
 Mic Mute Switch	Toggle	Mute/Unmute Microphone

